

NATURAL LIFE



VILMERS

Characteristics



Seven comfort zones.

Active Pocket 7-zone technology offers tailored support for different body parts, ensuring comfort regardless of body shape.



Edge Reinforcement.

The edge reinforcement helps to maintain the shape of the bed so that you can use the entire surface.



Upholstery Selection.

Choose from OEKO-TEX certified fabrics to create your dream sleeping space, blending timeless elegance and modern design for the perfect night's sleep.



Comfort Options.

You can choose from five different mattress firmness levels.



Breathable mattress.

Breathable fabric offers superior comfort by facilitating air circulation.



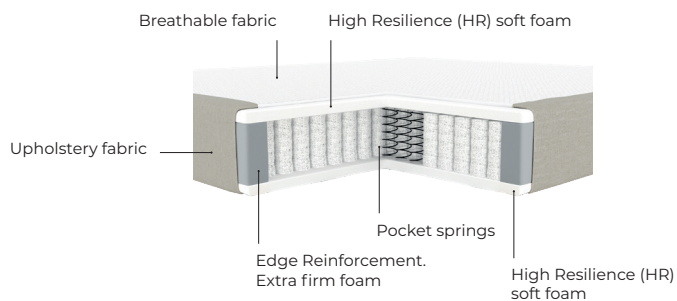
Fully removable cover.

Bed with removable cover have detachable fabric covers that can be easily taken off for cleaning or replacement.

NATURAL LIFE



1. Mattress composition.



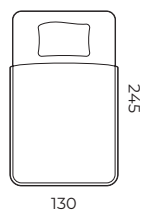
2. Legs



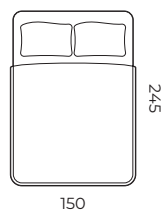
Choose your size

Bed

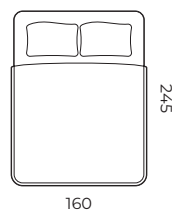
Art. code | **120S**




Art. code | **140S**



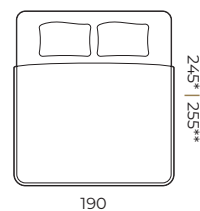
Art. code | **150S**



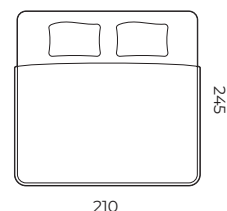
Art. code | **160S**



Art. code | **180S | 180L**



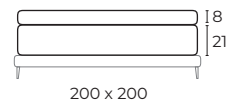



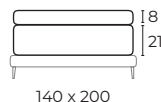
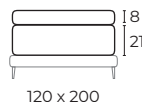
Art. code | **200S**



*Standard or **Large size.

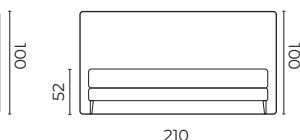
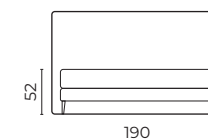
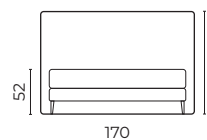
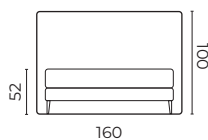
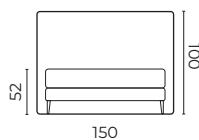
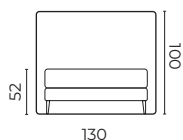
The overall length measurement includes the width of the headboard.

Mattress & Top Mattress



*Standard or **Large size.

Headboard & seat height



Height of bed including the main mattress.

Upholstered furniture is handmade using soft materials, therefore measurements can vary in all modules by up to **+/-2 cm**.

NATURAL LIFE

Choose your comfort

Mattress



SOFT

A cozy soft feel for unparalleled comfort.



MEDIUM

A medium feel for the perfect balance.



FIRM

A firmer feeling for ultimate support.



EXTRA FIRM

Extra firm feeling for optimal support.



DUAL

Combines Medium and Firm comfort levels.
(The choice is not available for 120x200 mattress).

Top Mattress



SOFT

Provide a firmer, smoother sleeping surface.



MEMORY

Contours to the shape of your body, providing personalized support.

Maintenance



Top mattress has easily removable and washable cover (in 30 degrees).



Mattress has easily removable and washable cover (depending on the characteristics of the selected fabric).



Mattress and top mattress are both two-sided, so it can be flipped and rotated regularly to improve long-term comfort and durability.